


# Benelli

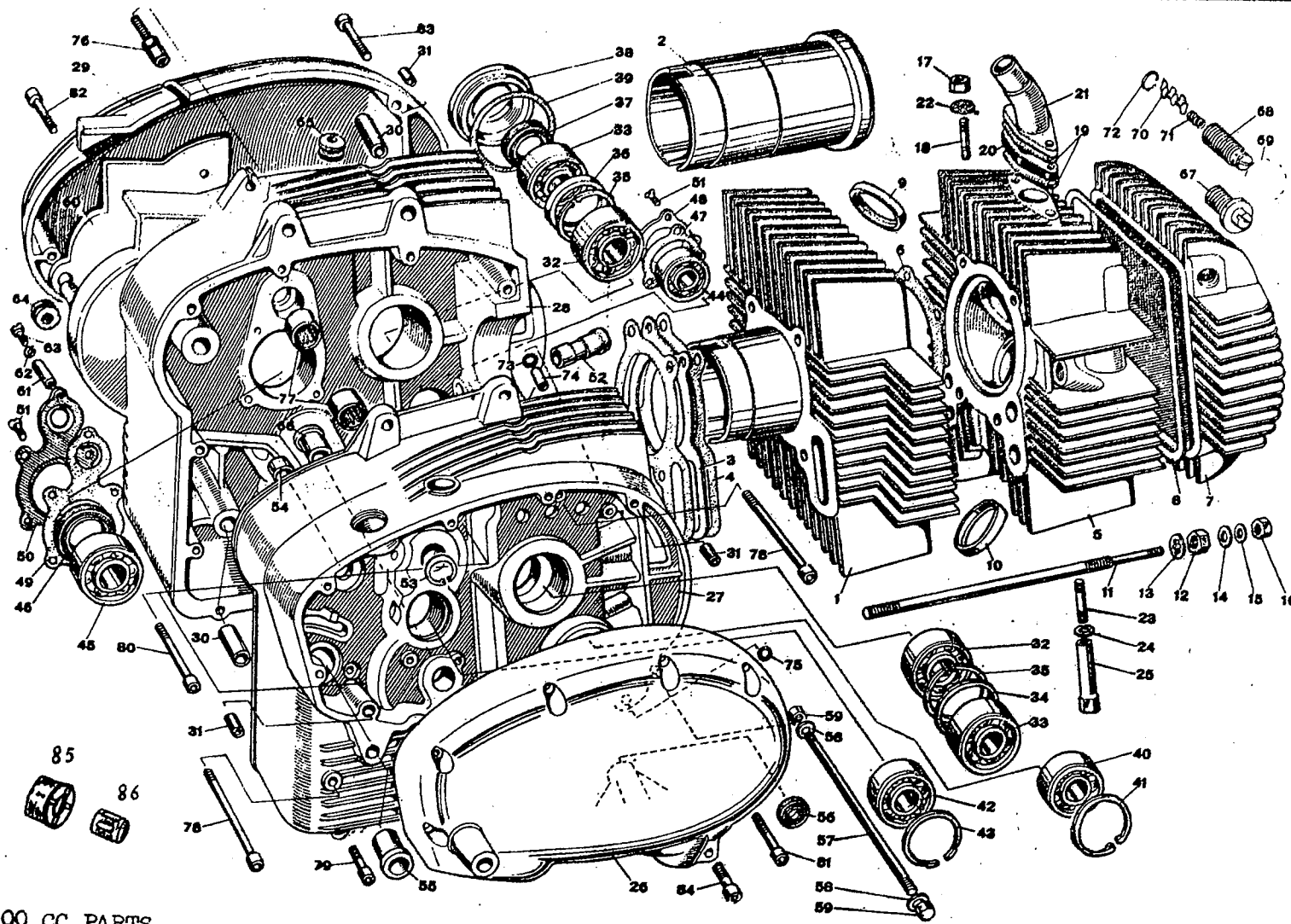
## PARTS MANUAL



**200 cc SPRITE**

**\$10.00**

**COSMOPOLITAN MOTORS, INCORPORATED**  
**JACKSONVILLE & MEADOWBROOK ROADS, HATBORO, PA. 18040 (215) OS 2-9100**  
SOLE U.S. IMPORTERS AND DISTRIBUTORS OF BENELLI MOTORCYCLES / PIRELLI TIRES / AGV AND COSMO HELMETS



200 CC PARTS

ENGINE GROUP, CYLINDER, CYLINDER HEAD, CRANKCASE, COVER

TABLE 1

Ref.	Part No.	Description	Ref.	Part No.	Description
1	3601	Cylinder complete	22	2556	Intake manifold lock washer
2	3600	Cylinder sleeve	23	2542	Exhaust pipe stud
3	3826	Alum. cylinder base gasket	24	2509	Exhaust pipe lock washer
4	3876	Paper cylinder base gasket	25	2550	Exhaust pipe nut (special)
5	3602	Cylinder head	26	3605	R.H. cover (clutch side)
6	3712	Cylinder head gasket	27	3827	R.H. half crankc. (clutch side)
7	2420	Rocker box cover	28	3828	L.H. half crankc. (flywheel magneto side)
8	2421	Alu. rocker box cover gasket	29	3606	L.H. cover (flywh. mag. side)
9	2826	Inl. valve seat	30	2380	Crankcase centering bushing
10	2837	Exhaust valve seat	31	2383	Crankcase covers center. bush.
11	3320	Cylinder & cyl. head stud	32	2911	Crankshaft bearing (25x47x12)
12	3818	Nut for cylinder stud	33	2874	Cranksh. bear. mag. side (20 x 47 x 20.6)
13	3817	Washer for nut	34	2920	Crankshaft bearing spacer
14	2541	Rocker box cover gasket	35	3220	Seeger ring for bear. (J 47 x 1.75)
15	2510	Rocker box cover flat washer	36	2919	Main bearing shim
16	2511	Rocker box cover nut	37	1765	Oil seal flywh. mag. side (20 x 30 x 7)
17	2511	Intake manifold nut			
18	2695	Intake manifold stud			
19	2543	Intake manifold gasket			
20	2688	Intake manif. fiber spacer			
21	2866	Intake manifold			

Ref.	Part No.	Description	Ref.	Part No.	Description
38	2849	Main bear. threaded hold.ring	60	3646	Countersh. cover plate
39	2875	Gasket f/threaded hold ring	61	2806	Bear. cover pl. bolt special
40	2244	Cam shaft bear. mag. side (17 x 40 x 12)	62	2521	L. wash. for countershaft sprocket
41	CS46	Cam shaft bear. seeger ring (J40 x 1.75)	63	3594	Bearing cover plate screw
42	2244	Pri. shaft bear. clutch side (17 x 40 x 12)	64	2807	Rub. ring for countershaft sprocket cover plate
43	3209	Seeger for pri. shaft bear. (J40 x 1.75)	65	2572	Rubber ring f/magneto wire
44	2540	Cam shaft bear. mag. side (12 x 32 x 10)	66	2248	Kick starter shaft bushing
45	2530	Bear. for final drive gear (25 x 52 x 9)	67	SD3	Rocker box cover breather comp.
46	2536	Final dr. gear oil seal (30 x 40 x 7)	68	2697	Rocker box cover breather body
47	2435	Cam shaft bear. cover pl. gasket	69	2698	Rocker box cover breather ring
48	3176	Cam shaft bear. cover pl.	70	2699	Rocker box cover breather plate
49	2433	Final dr. bearing cover pl. gasket	71	2700	Rocker box cover breath. spring
50	2432	Final dr. bearing cover pl.	72	2696	Rocker box cover breather circlip
51	2436	Bearing cover plate screw	73	2417	Crankcase rubber ring
52	2294	Cam follower bushing	74	3152	Oil conduct. bush. to push rod
53	3245	Sec. shaft, needle cage, secu. seeger (J20 x 1)	75	2417	R.H. cover rubber ring
54	2353	Desmodromic shaft bushing	76	CS229	Clutch cable adjuster
55	2566	Preselector bushing	77	3230	Secondary shaft needle cage
56	2314	Cranksh. oil seal on R.H. cover (10 x 19 x 7)	78	2385	Allen screw for crankcase (6 x 75)
57	3151	Crankcase stud	79	2555	Allen screw for crankcase (6 x 20)
58	3561	Wash. for crankcase stud	80	2387	Allen screw for crankcase and R.H. cover (6 x 50)
59	3796	Nut for crankcase stud	81	2388	R.H. cover screw (6 x 45)
			82	2390	R.H. & L.H. cover screw (6 x 30)
			83	2389	R.H. & L.H. cover screw (6 x 40)
			84	2554	R.H. cover screw (6 x 25)

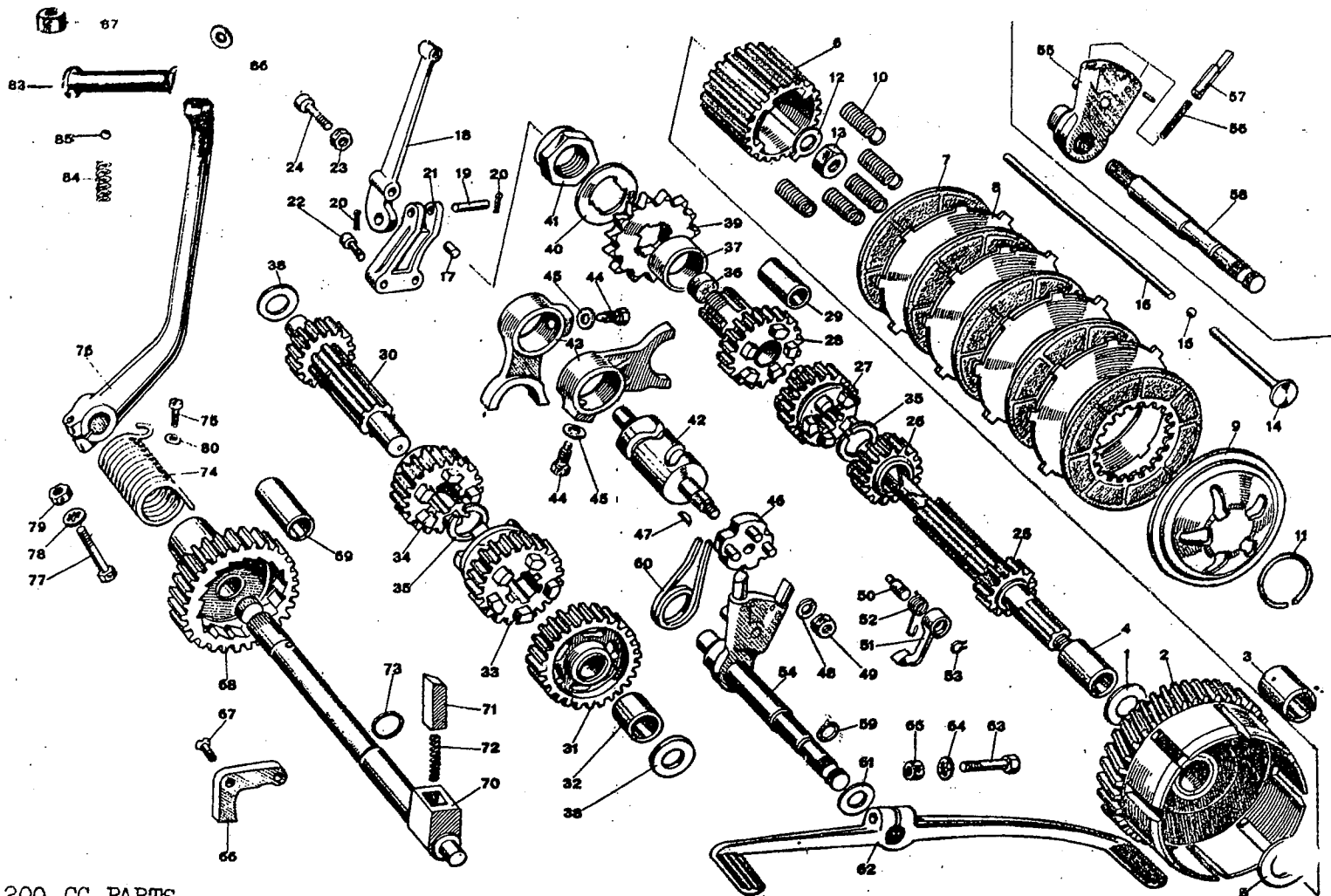
NOTE: From Frame No. 475611 and up, the following modifications are applied:

Pic. 77, Part No. 3230 on L.H. side half crankcase, has been substituted with:  
Pic. 85, Part No. 3930 and Pic. 86, Part No. 3917.

The washer (Table 3) Pic. 38, Part No. 3244 is eliminated on L.H. half crankcase.

PAGE 4  
MISSING

Ref.	Part No.	Description	Ref.	Part No.	Description
25	SD8	Lower light coil	60	3825	Exhaust valve
26	SD9	Coils screw	61	3317	Valve keeper
27	SD10	Lock washer for screw	62	2656	Rock. arm shaft secur. screw
28	SD11	Flat washer for screw	63	3203	Upper valvespring plate
29	SD12	Point set	64	3208	Outer valve spring
30	SD13	Point screw (4 x 8)	65	3269	Inner valve spring
31	SD14	Condenser	66	3203	Lower valve spring plate
32	SD15	Condenser screw (4 x 8)	67	3823	Valve guide
33	SD16	Lock washer f/condenser screw	68	2391	Oil pump complete
34	SD17	Point shaft washer	69	2392	Oil pump gear
35	SD18	Point shaft seeger ring	70	2393	Oil pump gear seeger ring (E8)
36	SD19	Automatic advance cam	71	2368	Oil pump gear key
37	SD20	Automa. adv. cam ret. ring	72	2903	Oil pump body
38	SD21	Centrifugal plate	73	2904	Oil pump driving gear
39	SD22	Centrif. pla. ret. seeger ring	74	2905	Oil pump driven gear
40	SD23	Centrif. plate spring	75	2396	Oil pump driven gear shaft
41	SD24	Centrif. pla. spr. ret. seeger ring	76	2906	Oil pump trust disc
42	SD232	Flywheel	77	2399	Oil pump cover
43	3656	Cam gear	78	2400	Oil pump cover screw
44	2528	Cam gear key	79	2401	Oil pump cover centering pin
45	3657/0	Cam shaft (profile sport)	80	2398	Oil pump gasket
46	2313	Cam shaft gear locking nut	81	2402	Oil pump screw (6 x 22)
47	2871	Cam follower	82	2541	Gasket for oil pump screw
48	2819	Intake push rod long	83	2510	Washer for oil pump screw
49	2818	Exhaust push rod short	84	2403	Oil pump seal ring
50	3366	Rocker arm adjuster	85	2705	Engine breather
51	3667	Rocker arm adj. washer	86	2682	Gasket for engine breather connector
52	3367	Rocker arm adjuster lock nut	87	SD26	Breather tube
53	3205	Intake rocker arm	88	2412	Oil dipstick
54	3206	Exhaust rocker arm	89	2414	Oil dipstick gasket
55	3199	Rocker arm shaft	90	2411	Oil filter plug
56	3276	Rocker arm trust washer	91	2410	Oil filter plug gasket
57	3275	Rocker arm trust spring wash.	92	2409	Oil filter spring
58	3198	Rocker arm support	93	3169	Outer oil filter complete
59	3824	Intake valve	94	3171	Inner oil filter complete



200 CC PARTS

ENGINE, CLUTCH, GEAR BOX, CALKING, STARTING

TABLE 3

Ref.	Part No.	Description	Ref.	Part No.	Description
1	3587	Clutch crown trust washer	23	2506	Nut for cl. adjust. screw
2	3623	Clutch crown with bushing	24	2555	Clutch adj. screw (6 x 20)
3	3625	Clutch crown bushing	25	3647	Primary shaft
4	3626	Clutch crown steel bush.	26	3648	2nd gear on primary shaft
5	3857	Cl. crown & cl. hub trust washer	27	3649	3rd gear on primary shaft
6	2207	Clutch hub	28	3670	4th gear on pri. shaft w.bush
7	2212	Driven clutch disc w/insert	29	2245	Bush. f/4th gear on pri. shaf
8	2211	Clutch drive disc steel	30	3671	Secondary shaft
9	2209	Clutch pressure disc	31	3651	1st gear on sec. shaft w.bush
10	3789	Clutch spring	32	3246	1st gear bush. on 2nd shaft
11	2090	Clutch spring et. ring	33	3652	2nd gear on secondary shaft
12	2102	Safety wash. f/cl. hub nut	34	3653	3rd gear on secondary shaft
13	2092	Clutch hub locking nut	35	2535	Gears securing ring
14	2093	Clutch rod short	36	2531	Clutch rod oil ring
15	2560	Clutch ball 3/16	37	2250	Countersh. sprkt. spacer ring
16	3858	Clutch rod long	38	3244	Secondary shaft trust washer
17	2235	Roller for clutch adjuster	39	2031/T	Countersh. sprkt. 14-15 16-17 T
18	2234	Clutch lever	40	2534	Countersh. sprkt. nut safe** washer
19	2236	Clutch lever pin	41	2533	Countershaft sprocket nut
20	2237	Cutter pin f/cl. lever shaft	42	2347	Desmodromic shaft
21	3608	Clutch lever support	43	2350	Shafting fork
22	2555	Cl. lever support screw (6 x 20)	44	2440	Guiding bolt for shifting for

